


# PANDUAN PENGGUNAAN SISTEM (DCSS)

## PANDUAN BAHAGIAN USER

1. Klik pada butang "Sign Up"




2. Isikan Borang Pendaftaran

Welcome New User!  
Sign Up Here.

Wei Car Repair & Service

First Name  
Last Name  
Email



3. Klik pada butang "Sign Up"



6. Klik pada butang "Log In"



5. Masukkan maklumat yang diisi sebentar tadi

Wei Car Repair & Service

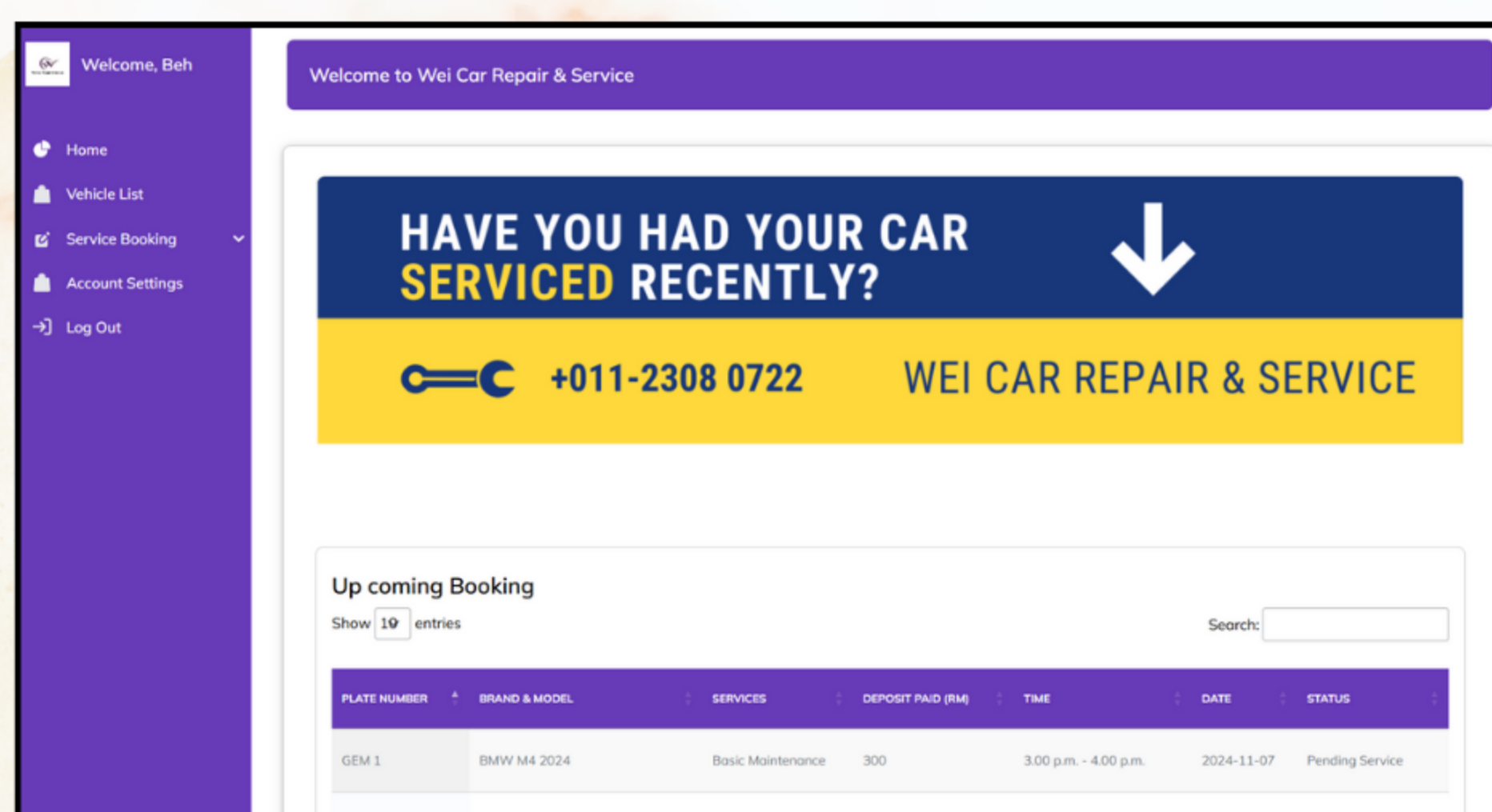
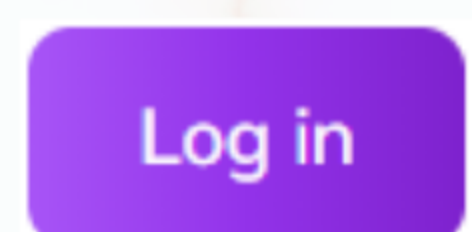
**Login**  
Login to your account to continue.

Email  
Password  
Forgot Password?

Login

Don't have an account?  
Sign Up

Login as Admin

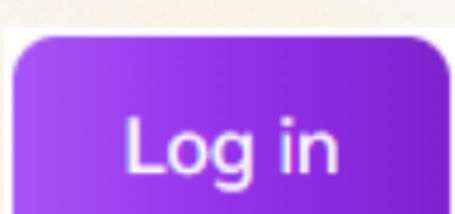


Di sini, user boleh tambah, melihat, hapus dan melihat :

- 1.vehicle list
- 2.account settings

## PANDUAN BAHAGIAN ADMIN

1. Klik pada butang "Log In"



2. Masukkan maklumat yang telah berdaftar

Wei Car Repair & Service

**Login as Admin**  
! Keep your informatio

Email  
Password  
Forgot Password?

Login



3. Klik pada butang "Log In"



6. Klik pada butang "Confirm"



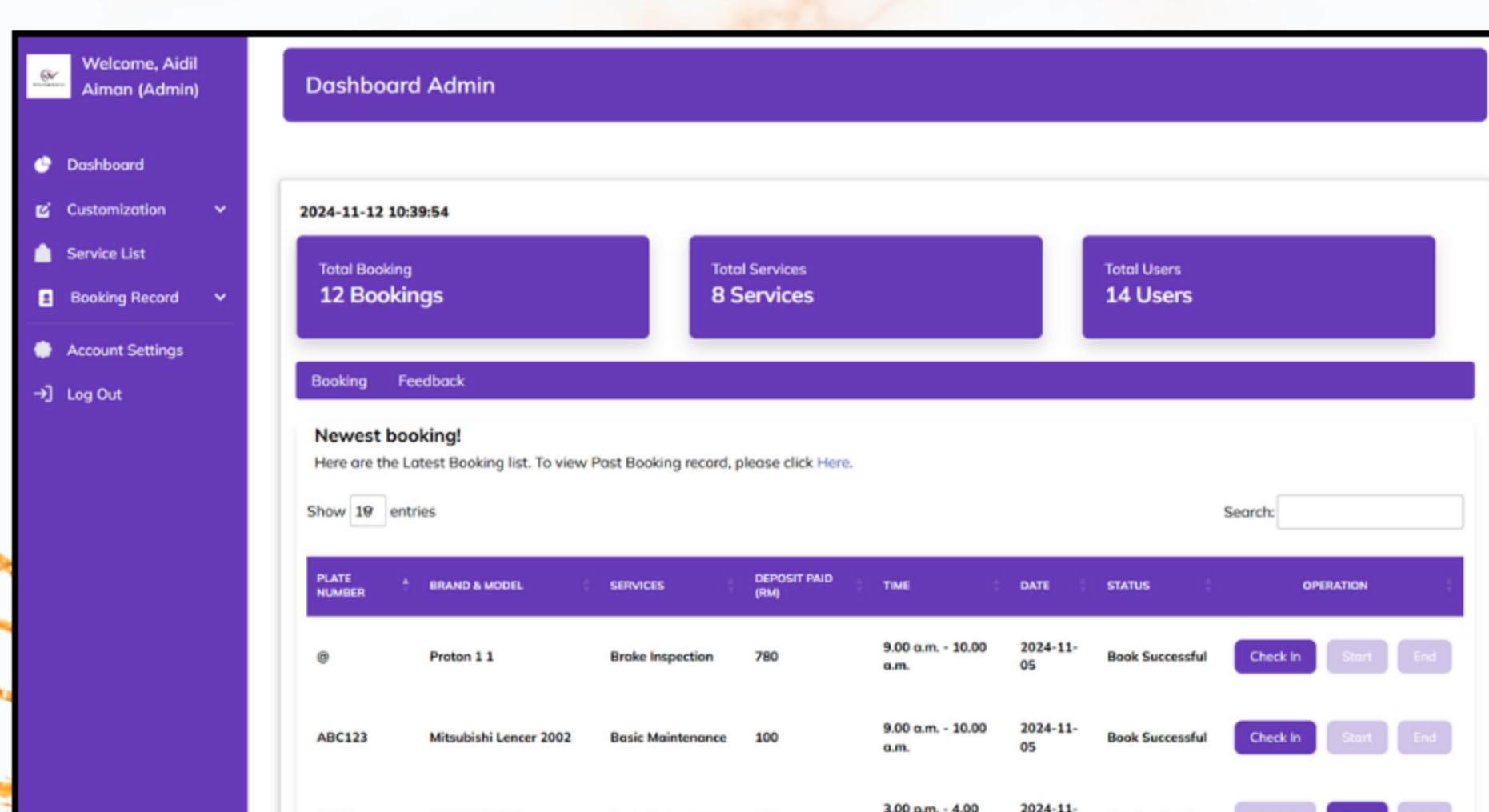
4. Masukkan otp yang dihantar ke e-mel

Enter OTP

Your OTP sent!

Enter Your OTP

Confirm



Di sini, admin boleh tambah, melihat, hapus dan melihat :

1. website preferences
2. operations settings
3. payment gateway
4. service list
5. booking records
6. account settings